

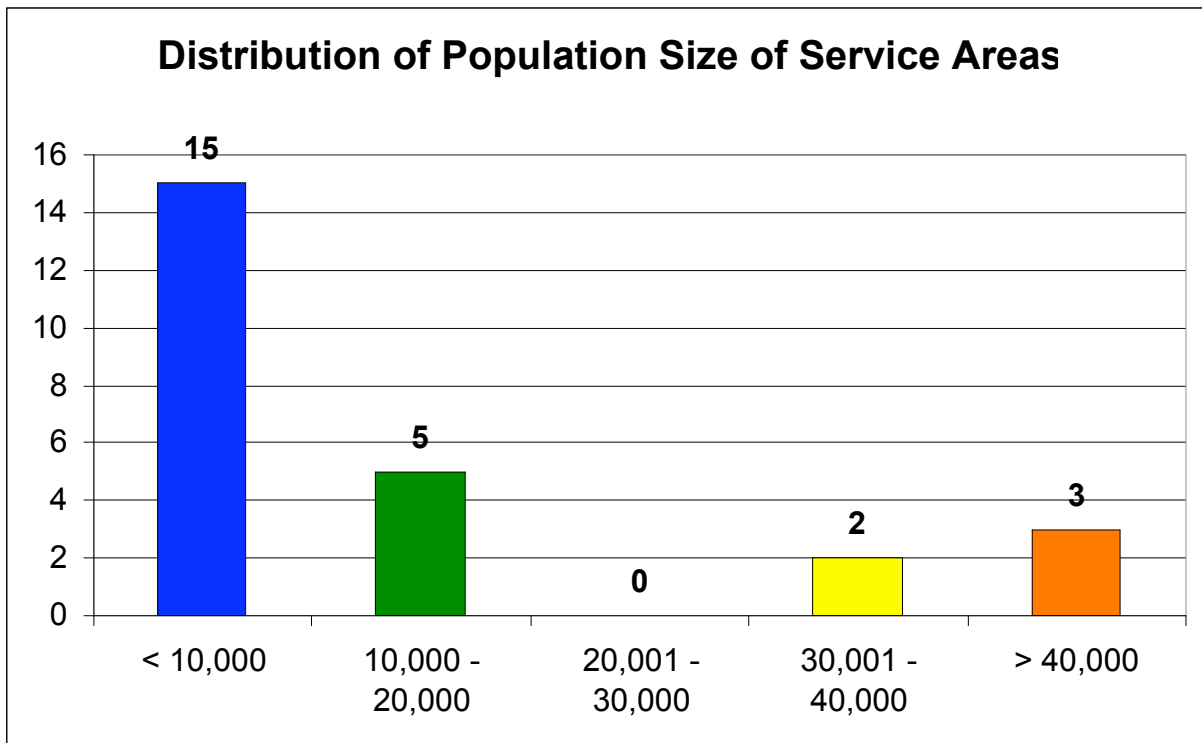
Summary

Survey of Nebraska Economic Developers Association September 2006

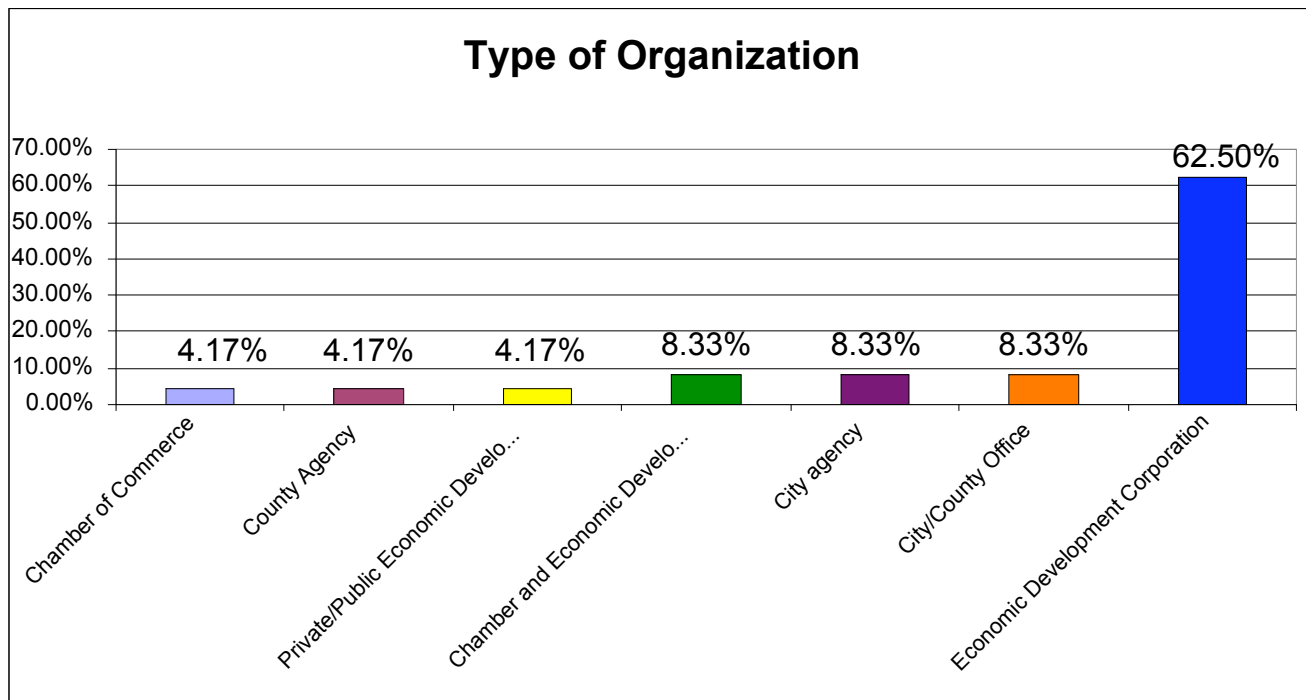
In July 2006 the Nebraska Economic Developers Association in cooperation with the Nebraska Department of Economic Development conducted a “mini survey” requesting information from NEDA members on their organizations’ budget. The results of the survey are presented below.

The purpose of the survey was to provide information to other local, county and regional organizations on the funding sources used by these agencies.

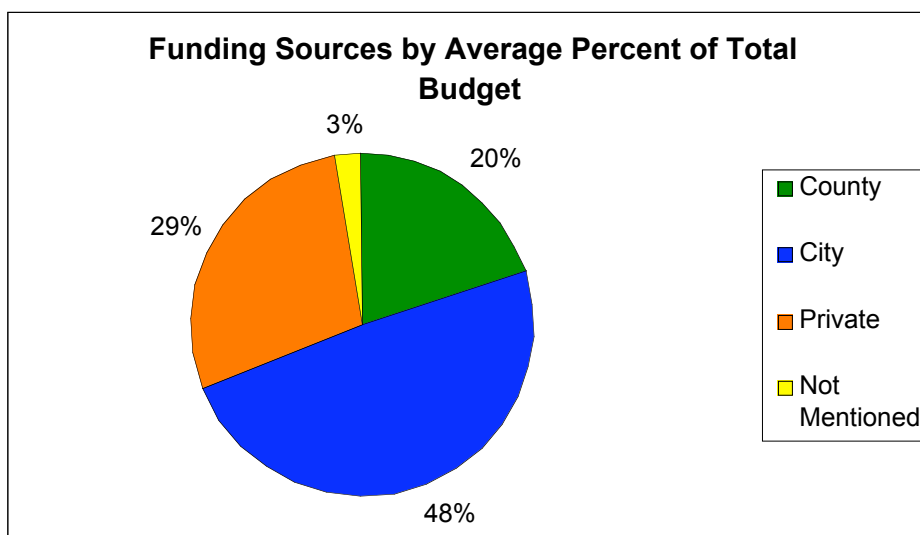
Twenty-four organizations responded to the survey representing a diverse geographic area and a population of over 317,000, ranging from service areas with less than 1000 people to service areas with greater than 40,000 people.



The predominant organizational structure was an economic development corporation followed by a combination of city/county office, chamber/economic development office or a city agency.



The survey asked for information on city, county, and private funding. City funding was indicated as the predominant source of funding with 19 of 25 organizations receiving city support. Followed by private funding and county funding. The following chart shows the city, county, and private funding sources as an average percentage of total budget.



Note: Some respondents did not receive city, county and/ or private funds. Some did not respond to the question at all. The data above is based on averages of the answers that the respondents gave NOT actual budget figures.

The per capita public funding average was \$6.37 and represented a range of \$1.79 to \$15.55.

Survey Questions

Based on your current operating budget please respond to the following questions:

NOTE: If your organization receives any operating funds from LB840 please indicate that in your answer and, if possible, do not include that in your per capita calculation.

1. Population size of your service territory (if countywide provide county population, etc.)
2. Please indicate the type of organization you represent - City office, County office, Chamber of Commerce or Economic Development Corporation.
3. Does your organization receive operating funds from a city(ies) or village(s)? If so, how much and what percent of your operating budget does this represent?
4. Does your organization receive operating funds from a county(ies)? If so, how much and what percent of your operating budget does this represent?
5. What is the total per capita amount of public funds that your organization receives?
6. What percentage (if any) of your operating budget comes from private sector memberships/sponsorships?